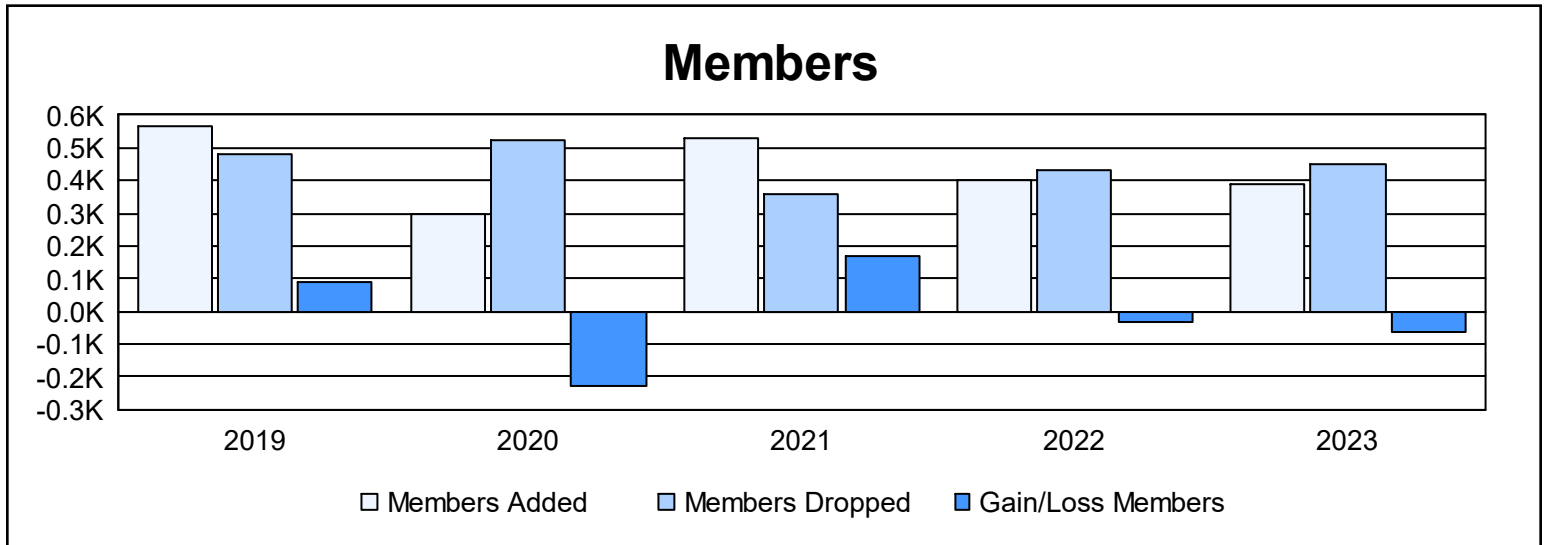
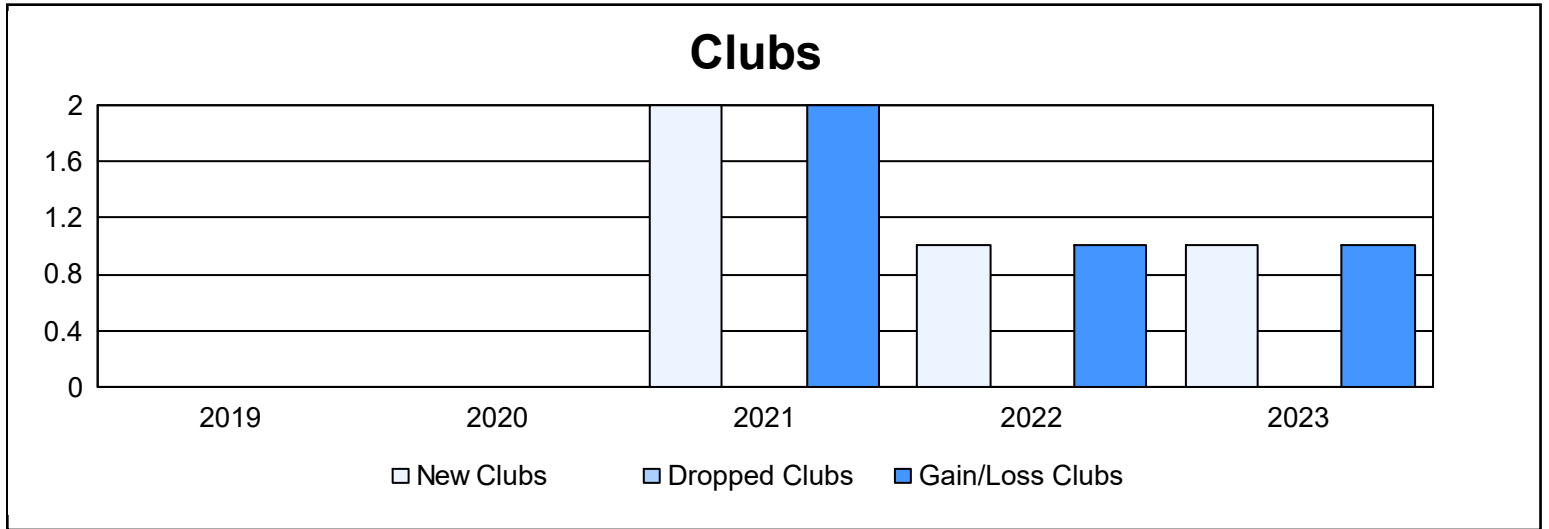
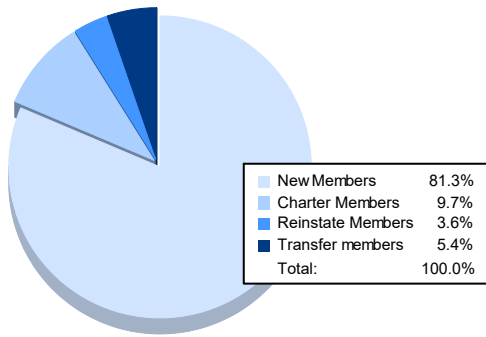


Year	New Clubs	Dropped Clubs	Gain/ Loss Clubs	New Members	Charter Members	Reinstate Members	Transfer Members	Total Member Added	Total Members Dropped	Gain/ Loss Members
2018-2019	0	0	0	541	3	12	12	568	478	90
2019-2020	0	0	0	271	2	17	6	296	522	-226
2020-2021	2	0	2	440	67	12	8	527	359	168
2021-2022	1	0	1	306	36	45	12	399	429	-30
2022-2023	1	0	1	317	38	14	21	390	452	-62
<b>Average</b>	<b>1</b>	<b>0</b>	<b>1</b>	<b>375</b>	<b>29</b>	<b>20</b>	<b>12</b>	<b>436</b>	<b>448</b>	<b>-12</b>



### Membership Composition June 2023 Cumulative



### Gender Composition June 2023 Cumulative

